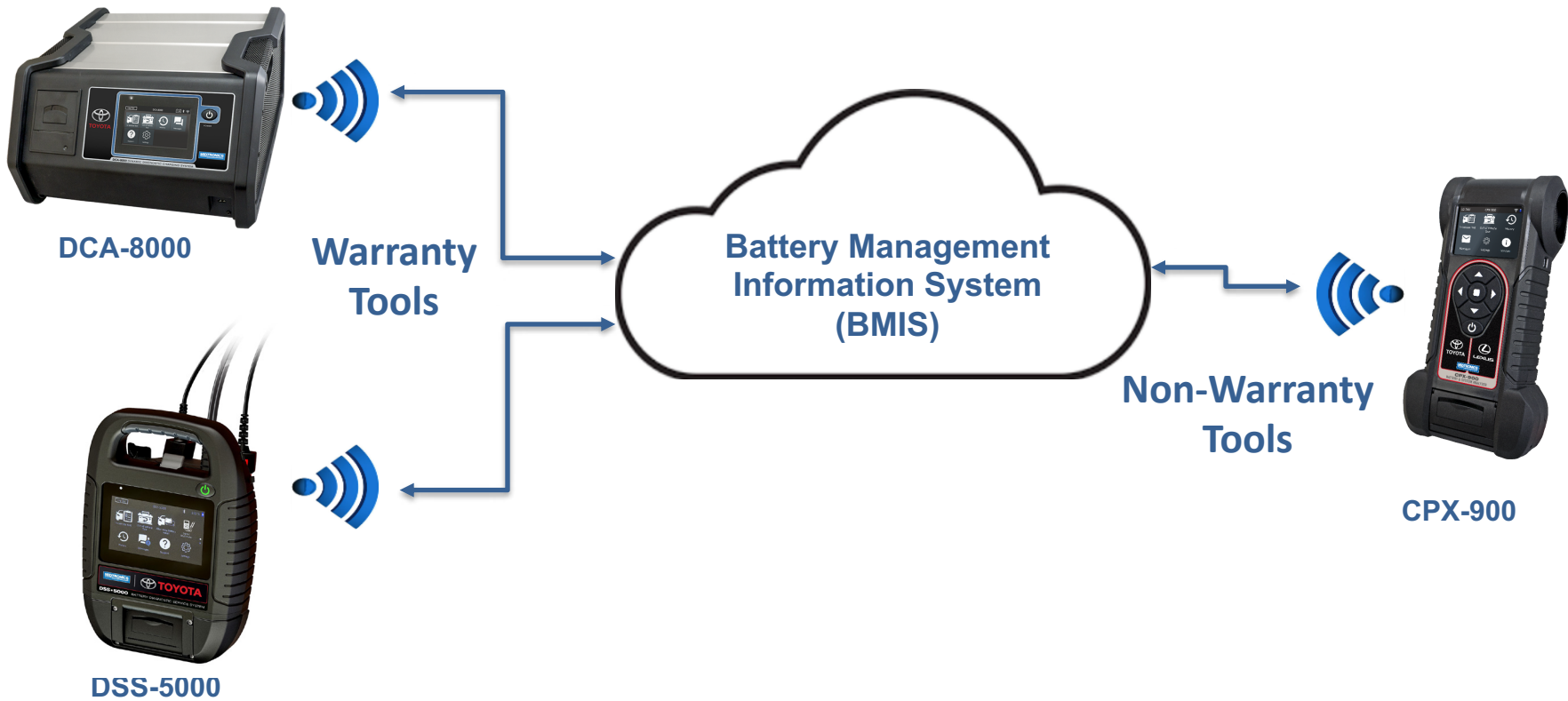


# BMIS Training

## Tools and Uses



## *Table of Contents*

1. What is BMIS
2. Accessing BMIS
3. Homepage View
4. Menu Options
5. How to Locate Battery Warranty Codes in BMIS
6. Exporting Data
7. BMIS Filtering
8. Dealer Benefits
9. User Preferences
10. Support

## *What is BMIS?*

- **BMIS stands for Battery Management Information System. It is a cloud based interface that allows you to view all of your battery management information.**
  - Test records from your location by date, VIN, result, etc.
  - Tool software status
  - Tool's communicating to BMIS servers
  - Usage: Battery Testing, Power Supply, Charging, Boost Charge
- **BMIS works by connecting the tester(s) to a WIFI network upon setup. Then, after each test is completed, as long as a good connection to WIFI is maintained, the record(s) will be sent to the cloud database. If the tester(s) are NOT connected, records will not transmit to BMIS and the data will NOT be displayed.** Continue next page.

## *What is BMIS?*

- **BMIS stands for Battery Management Information System. It is a cloud based interface that allows you to view all of your battery management information.**
  - Test records from your location by date, VIN, result, etc.
  - Tool software status
  - Tool's communicating to BMIS servers
  - Usage: Battery Testing, Power Supply, Charging, Boost Charge
- **BMIS works by connecting the tester(s) to a WIFI network upon setup. Then, after each test is completed, as long as a good connection to WIFI is maintained, the record(s) will be sent to the cloud database. If the tester(s) are NOT connected, records will not transmit to BMIS and the data will NOT be displayed.** Continue next page.

# Accessing BMIS

- Logging into TIS is required to access BMIS
- The link shown below will automatically log you into BMIS and your dealership's data will be displayed, this is accomplished by Single Sign On from TIS to BMIS

The screenshot shows the Toyota TIS website interface. The navigation bar includes Home, TIS, Service Lane, TAS, TQCN, and QAT. The user is logged in as Steven Cuddy, Company: TMS, TOYOTA. The main navigation menu includes Library, Diagnostics, Tech Assistance, and Vehicle Inquiry. The Diagnostics menu is expanded, showing Scantool, Reprogramming, Add / Remove Key, Telematics, and Navigation. The Tools & Equipment menu is highlighted. The Tools section includes PicoScope, Battery Diagnostics, TPWS, Engine Support Bar, and HEV Workstation. The Requirements and Helpful Links section contains links for Supra Service Resources, Toyota Required Equipment, Essential SST List (Updated: December 2018), Toyota Special Service Tools (SSTs), Approved Dealer Equipment Website, OBDII Jumper Kit System Application Chart, and BMIS Battery Tester Log in. The Communications and Support section contains links for Feedback Report and SST Distribution List (Updated: August 2018).

© 2019 Toyota Motor Sales, Inc. Feedback | Privacy Policy | Terms of Use

## BMIS - Homepage

- The BMIS Homepage contains the Program Maintenance dealer dashboard

Home > Program Maintenance > Dealer Dashboard

View: [87015] TMNA Headq... > All Tool Types

**Software Update Status, as of Yesterday 10:00PM CST**

Serial Number	Tool Type	Action	Last Communicated	Last Software Updated	Last Plug In Date
0519104607	DSS-5000		06/29/2019 (3 days ago)		Not Plugged In
0519101322	DSS-5000		06/28/2019 (6 days ago)		Not Plugged In
0519101324	DSS-5000		06/25/2019 (7 days ago)		Not Plugged In
0818140448	DCA-8000		06/24/2019 (8 days ago)		Not Plugged In
0519103189	DSS-5000		06/06/2019 (26 days ago)		Not Plugged In
1018100925	DSS-5000		03/12/2019 (3 months ago)		Not Plugged In
1018100924	DSS-5000		03/12/2019 (3 months ago)		Not Plugged In

**16 Tools**  
11 Out of Date  
5 Up to Date

**Communication Status, as of Yesterday 10:00PM CST**

Serial Number	Tool Type	Action	Last Communicated	Last Transmitted	Last Reported	IP Address
0519104607	DSS-5000		06/29/2019 (3 days ago)	06/29/2019 (3 days ago)	06/29/2019 (3 days ago)	
0519104579	DSS-5000		06/28/2019 (4 days ago)	06/28/2019 (4 days ago)	06/28/2019 (4 days ago)	
0519101322	DSS-5000		06/26/2019 (6 days ago)	06/26/2019 (6 days ago)	06/26/2019 (6 days ago)	
0519101324	DSS-5000		06/25/2019 (7 days ago)	06/25/2019 (7 days ago)	06/24/2019 (8 days ago)	
0818140448	DCA-8000		06/24/2019 (8 days ago)	06/24/2019 (8 days ago)	06/24/2019 (8 days ago)	
0519141397	DCA-8000		06/20/2019 (12 days ago)	06/20/2019 (12 days ago)	06/20/2019 (12 days ago)	
0519141369	DCA-8000		06/18/2019 (14 days ago)	06/18/2019 (14 days ago)	06/18/2019 (14 days ago)	

**16 Tools**  
16 Not Communicating  
0 Communicating

**3.**

- A new software revision 192-411538B for DSS-5000 has been posted on 5/23/2019 2:09:57 PM for you to update.
- Software update date to be in compliance has been expired

- How many tools are up to date on software
- How many tools communicated to BMIS in the past day(s)
- Notes about recent software releases

## BMIS – Homepage cont.

### What do the various sections on the homepage mean?

MIDTRONICS
TOYOTA

Home > Program Maintenance > Dealer Dashboard
FILTER

View: [87015] TMNA Headq... > All Tool Types
Email

**Software Update Status, as of Yesterday 10:00PM CST**

1.
2.

	Serial Number	Tool Type	Action	Last Communicated	Last Software Updated	Last Plug In Date
<b>16 Tools</b> 11 Out of Date 5 Up to Date	0119104607	DSS-5000		06/29/2019 (3 days ago)		Not Plugged In
	0519101322	DSS-5000		06/26/2019 (6 days ago)		Not Plugged In
	0519101324	DSS-5000		06/25/2019 (7 days ago)		Not Plugged In
	0818140448	DCA-8000		06/24/2019 (8 days ago)		Not Plugged In
	0519103180	DSS-5000		06/06/2019 (26 days ago)		Not Plugged In
	1018100925	DSS-5000		03/12/2019 (3 months ago)		Not Plugged In
	1018100924	DSS-5000		03/12/2019 (3 months ago)		Not Plugged In

**Communication Status, as of Yesterday 10:00PM CST**

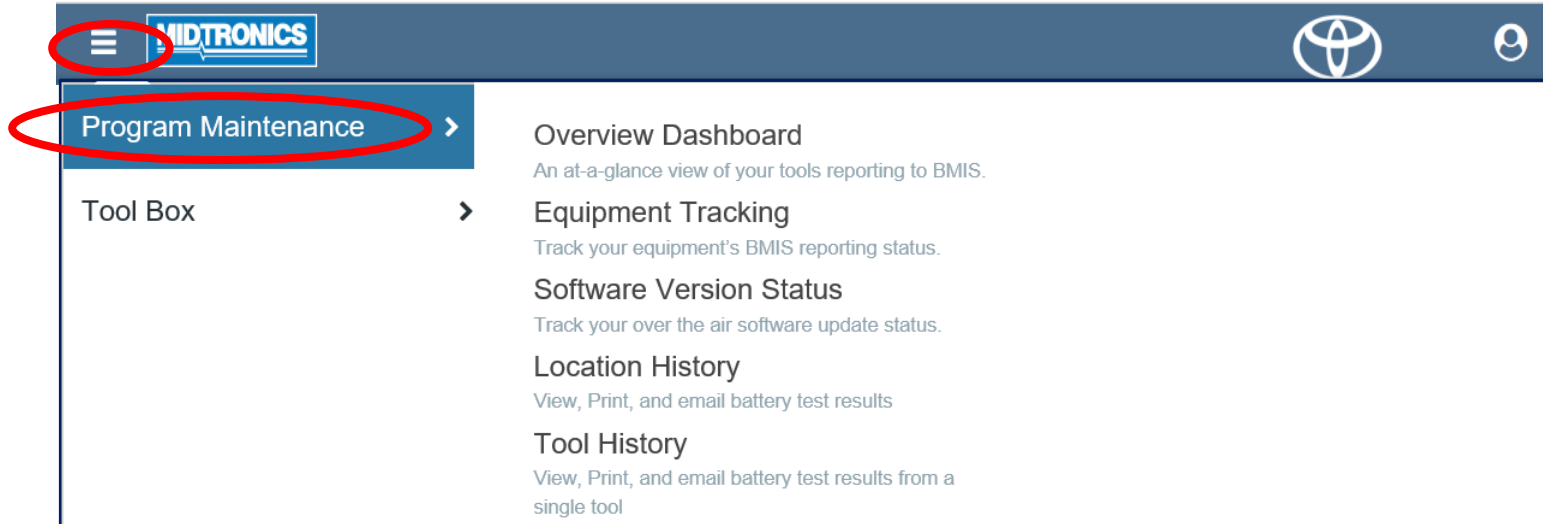
1.
3.
4.

	Serial Number	Tool Type	Action	Last Communicated	Last Transmitted	Last Reported	IP Address
<b>16 Tools</b> 16 Not Communicating 0 Communicating	0119104607	DSS-5000		06/29/2019 (3 days ago)	06/29/2019 (3 days ago)	06/29/2019 (3 days ago)	
	0519104579	DSS-5000		06/28/2019 (4 days ago)	06/28/2019 (4 days ago)	06/28/2019 (4 days ago)	
	0519101322	DSS-5000		06/26/2019 (6 days ago)	06/26/2019 (6 days ago)	06/26/2019 (6 days ago)	
	0519101324	DSS-5000		06/25/2019 (7 days ago)	06/25/2019 (7 days ago)	06/24/2019 (8 days ago)	
	0818140448	DCA-8000		06/24/2019 (8 days ago)	06/24/2019 (8 days ago)	06/24/2019 (8 days ago)	
	0519141397	DCA-8000		06/20/2019 (12 days ago)	06/20/2019 (12 days ago)	06/20/2019 (12 days ago)	
	0519141369	DCA-8000		06/18/2019 (14 days ago)	06/18/2019 (14 days ago)	06/18/2019 (14 days ago)	

- A new software revision 192-411538B for DSS-5000 has been posted on 5/23/2019 2:09:57 PM for you to update.
- Software update date to be in compliance has been expired

1. **Last Communicated:** This is the date the tool last communicated with BMIS servers to check for updates
2. **Last Plug in Date:** This is the date of the last time the unit was plugged in overnight to automatically check in with BMIS servers
3. **Last Transmitted:** This is the date of the last time test data was transmitted to BMIS
4. **Last Reported:** This is the date of when the most recent test was performed

## Menu Options



- **Overview Dashboard**
  - View all information on all of your tools
- **Equipment Tracking**
  - Allows you to view statistics on individual tools side by side
- **Software Version Status**
  - Allows you to see how many tools are up to date vs. out of date
- **Location History**
  - Allows you to see all the tests performed at your location
- **Tool History**
  - Allows you to view all the test history of one specific tool

## BMIS – Warranty Codes

### ■ To view a battery Warranty Code:

- One way to access this data, is to go into the program maintenance menu, and select “Location History” or “Tool History”
  - This option gives you the ability to filter directly in BMIS based on a VIN, date range, results, etc. to find the test you want. Your location is defaulted based on your login credentials, and no other locations are viewable.

Select Filter Cancel ✕

<b>Location</b> [87015] TMNA Head... ▼	<b>Date Range</b> Custom ▼	<b>Start Date</b> 06/02/2019	<b>End Date</b> 07/02/2019		
<b>Tool Type</b> All Tool Types ▼	<b>Test Type</b> All Test Types ▼	<b>Make</b> All Make ▼	<b>Model</b> All Model ▼	<b>Year</b> All Years ▼	<b>Test Results</b> All Test Results ▼
<input checked="" type="checkbox"/> Search Company-wide	<b>Enter VIN</b> <input type="text"/>	<b>Serial Number</b> All Serial Numbers ▼	<b>Vehicle Status</b> All Vehicle Status ▼		

RESET APPLY

## BMIS – Warranty Codes

- To view a battery Warranty Code, continued:

- Once you have selected your filter criteria, it will bring up the various tests and when you scroll to the right, there is a “Battery Test Code” column providing the Warranty Code

Home > Program Maintenance > Tool History

View: [87015] TMNA Headquarters > 06/02/2019 - 07/02/2019 > All Tool Types > All Test Types > All Make > All Model > All Years > All Test Results > All Serial Numbers > All Vehicle Status

Tool History Total Records: 66

Export Email

UNKNOWN	Print	ID	Name	Service Date	VIN	Vehicle ID	Year	Make	Model	Battery S/N
Print	87015	TMNA Headquarters	7/2/2019 1:46:00 PM	JTHBA1D22J5080461		2018	Lexus	IS 300		
Print	87015	TMNA Headquarters	7/2/2019 12:12:00 PM	3MYDLBYV6JY320744	428346	2018	Toyota	Yaris iA		
Print	87015	TMNA Headquarters	7/2/2019 11:27:00 AM	JTDKARFU0H3050980	420653	2017	Toyota	Prius		
Print	87015	TMNA Headquarters	7/2/2019 10:29:00 AM	5TDKCRFH0G3156678	400866	2016	Toyota	Highlander		
Print	87015	TMNA Headquarters	7/2/2019 9:30:00 AM	5TFZAZCNJX060892		2018	Toyota	Tacoma		
Print	87015	TMNA Headquarters	7/2/2019 8:17:00 AM	5TFDY5E16JX04350		2018	Toyota	Tundra		
Print	87015	TMNA Headquarters	7/2/2019 8:16:00 AM	5TF5Z5AN0H9099138	421059	2017	Toyota	Tacoma		
Print	87015	TMNA Headquarters	7/2/2019 8:09:00 AM	5DDQZRFH3HS365340	420507	2017	Toyota	Highlander		
Print	87015	TMNA Headquarters	7/1/2019 2:47:00 PM	5TDYZRFH7JS288990		2018	Toyota	Highlander		
Print	87015	TMNA Headquarters	7/1/2019 2:45:00 PM	5TDYKRFH6G5157666	400866	2016	Toyota	Highlander		
Print	87015	TMNA Headquarters	7/1/2019 1:38:00 PM	3MYDLBZV5G9146839	405347	2016	Scion	iA		
Print	87015	TMNA Headquarters	7/1/2019 1:01:00 PM	5TDJZRFH1KS582248		2019	Toyota	Highlander		
Print	87015	TMNA Headquarters	7/1/2019 12:20:00 PM	YBESWITUP7UTBS			UNKNOWN	UNKNOWN		
Print	87015	TMNA Headquarters	7/1/2019 11:59:00 AM	WZ1DB4C03XV013839		2020	UNKNOWN	UNKNOWN		
Print	87015	TMNA Headquarters	7/1/2019 11:58:00 AM	WZ1DB4C03XV013839		2020	UNKNOWN	UNKNOWN		

1 - 15 of 66 items

Home > Program Maintenance > Tool History

View: [87015] TMNA Headquarters > 06/02/2019 - 07/02/2019 > All Tool Types > All Test Types > All Make > All Model > All Years > All Test Results > All Serial Numbers > All Vehicle Status

Tool History Total Records: 66

Export Email

Test Number	Battery Temperature	Battery Temp Unit	Battery Type	Vehicle Status	Battery Test Code	Battery Test Code 2
90		F	FLOODED	CUSTOMER VEHICLE		
90		F	FLOODED	CUSTOMER VEHICLE		
85		F	FLOODED	CUSTOMER VEHICLE		
84		F	FLOODED	CUSTOMER VEHICLE	DCAE4178H6JD6G	
95		F	FLOODED	CUSTOMER VEHICLE		
76		F	FLOODED	CUSTOMER VEHICLE		
91		F	FLOODED	CUSTOMER VEHICLE		
82		F	FLOODED	CUSTOMER VEHICLE	DCAE407GS8002G	
89		F	FLOODED	CUSTOMER VEHICLE		
87		F	FLOODED	CUSTOMER VEHICLE		
93		F	FLOODED	CUSTOMER VEHICLE		
96		F	FLOODED	CUSTOMER VEHICLE		
77		F	AGM	CUSTOMER VEHICLE		
77		F	AGM	CUSTOMER VEHICLE	DCAE208UX8206C	
77		F	AGM	CUSTOMER VEHICLE		

1 - 15 of 66 items

## BMIS – Warranty Codes

- You can also view a battery Warranty Code, by filtering with “Test Results”, and selecting replace**
  - Once you have selected all your filter criteria, select apply, and it will display the replace results

The screenshot shows the BMIS filter interface. The 'Test Results' dropdown menu is circled in red. Below the filters are 'RESET' and 'APPLY' buttons. The table below shows the results of the filter.

Battery Decision	RC Decision	DCA Decision	Battery Defect Result	Test Type	Tech ID	Equipment
REPLACE BATTERY		N/A	NO DEFECT	Battery Test Function	Admin	CHARGER DCA-8000
REPLACE BATTERY	No Test			Battery Test Function	Luis	TESTER DSS-5000
REPLACE BATTERY	No Test			Battery Test Function	Luis	TESTER DSS-5000
REPLACE BATTERY	RC Warning			BATTERY TEST		TESTER CPX-900
REPLACE BATTERY	NO TEST DECISION			BATTERY TEST		TESTER CPX-900
REPLACE BATTERY	RC Warning			BATTERY TEST		TESTER CPX-900
REPLACE BATTERY	RC Warning			BATTERY TEST		TESTER CPX-900
REPLACE BATTERY	RC Warning			BATTERY TEST		TESTER CPX-900
REPLACE BATTERY	RC Warning			BATTERY TEST		TESTER CPX-900
REPLACE BATTERY	RC Warning			BATTERY TEST		TESTER CPX-900
REPLACE BATTERY	RC Warning			BATTERY TEST		TESTER CPX-900
REPLACE BATTERY	RC Warning			SYSTEM TEST		TESTER CPX-900
REPLACE BATTERY	RC Warning			BATTERY TEST		TESTER CPX-900
REPLACE BATTERY	RC Warning			BATTERY TEST		TESTER CPX-900
REPLACE BATTERY	RC Warning			BATTERY TEST		TESTER CPX-900
REPLACE BATTERY	NO TEST DECISION			BATTERY TEST		TESTER CPX-900
REPLACE BATTERY	RC Warning			BATTERY TEST		TESTER CPX-900

## BMIS – Usage Records

### ■ To view the number of Usage records:

- Once you have selected your filter criteria, including the date range, the results will produce the total number of records (Battery Tests, Power Supply, Charging, etc.)
- This is a quick way to compare the count of usage versus RO count. Keep in mind, there could be multiple uses (Battery Tests, Power Supply, Charging, etc.) on a single VIN
- The most accurate way to confirm test count for a given date range would be filtering the data in excel. This will allow the data to be filtered by “battery tests” and duplicate tested VINs can be removed, this would give the most accurate test count. This process is shown later later in the tutorial.

The screenshot shows the 'Tool History' page in the MIDTRONICS system. The breadcrumb trail indicates the view is for [87015] TMNA Headquarters from 06/02/2019 to 07/02/2019, filtered by All Tool Types, All Test Types, All Make, All Model, and All Years. The 'Total Records: 66' is highlighted with a red circle. Below the table, there are 'Export' and 'Email' buttons.

Print	ID	Name	Service Date	VIN	Vehicle ID	Year	Make	Model	Battery S/N
<a href="#">Print</a>	87015	TMNA Headquarters	7/2/2019 1:46:00 PM	JTHBAID22J5000461		2018	Lexus	IS 300	
<a href="#">Print</a>	87015	TMNA Headquarters	7/2/2019 12:12:00 PM	3MYDLBY6JY320744	428346	2018	Toyota	Yaris iA	
<a href="#">Print</a>	87015	TMNA Headquarters	7/2/2019 11:27:00 AM	JTDKARFU0H3050590	420853	2017	Toyota	Prius	
<a href="#">Print</a>	87015	TMNA Headquarters	7/2/2019 10:29:00 AM	STDKKBHFH0GS156878	400866	2016	Toyota	Highlander	
<a href="#">Print</a>	87015	TMNA Headquarters	7/2/2019 9:30:00 AM	STFAZSCNXLJ066892		2018	Toyota	Tacoma	
<a href="#">Print</a>	87015	TMNA Headquarters	7/2/2019 8:17:00 AM	STEDYSE16JX704350		2018	Toyota	Tundra	
<a href="#">Print</a>	87015	TMNA Headquarters	7/2/2019 8:16:00 AM	STESZSANDHX099136	421059	2017	Toyota	Tacoma	
<a href="#">Print</a>	87015	TMNA Headquarters	7/2/2019 8:09:00 AM	STDDZRFHJHS365340	420507	2017	Toyota	Highlander	
<a href="#">Print</a>	87015	TMNA Headquarters	7/1/2019 2:47:00 PM	STDJZRFH7J5268990		2016	Toyota	Highlander	
<a href="#">Print</a>	87015	TMNA Headquarters	7/1/2019 2:45:00 PM	STDJYKRFH6GS157866	400866	2016	Toyota	Highlander	
<a href="#">Print</a>	87015	TMNA Headquarters	7/1/2019 1:38:00 PM	3MYDLBZV5GY146839	405347	2016	Scion	iA	
<a href="#">Print</a>	87015	TMNA Headquarters	7/1/2019 1:01:00 PM	STDJZRFH1K5882248		2019	Toyota	Highlander	
<a href="#">Print</a>	87015	TMNA Headquarters	7/1/2019 12:20:00 PM	YRESW1TUP7UTRS			UNKNOWN	UNKNOWN	
<a href="#">Print</a>	87015	TMNA Headquarters	7/1/2019 11:59:00 AM	WZ1DB4C0XLW013839		2020	UNKNOWN	UNKNOWN	
<a href="#">Print</a>	87015	TMNA Headquarters	7/1/2019 11:58:00 AM	WZ1DB4C0XLW013839		2020	UNKNOWN	UNKNOWN	

## BMIS – Single VIN Test History

- To see how many records are associated with a single VIN, click on the filter icon and enter a VIN number, then click apply. Please keep in mind the date filter may need to be adjusted to find multiple records.

Select Filter Cancel ✕

<b>Location *</b>	<b>Date Range</b>	<b>Start Date</b>	<b>End Date</b>		
[87015] TMNA Head... ▼	Last 30 days ▼	07/31/2019	08/30/2019		
<b>Tool Type</b>	<b>Test Type</b>	<b>Make</b>	<b>Model</b>	<b>Year</b>	<b>Test Results</b>
All Tool Types, CPX- ▼	All Test Types ▼	All Make ▼	All Model ▼	All Year ▼	All Test Results ▼
<b>Enter VIN</b>	<b>Serial Number</b>	<b>Vehicle Status</b>			
WZ1DB4C02LW022938	Nothing selected ▼	All Vehicle Status ▼			

\* Please select one location and then click apply

RESET
APPLY

- Multiple results will pop up, and you can view the test data to determine if multiple tests were performed. The “Service Date” column displays the date & test time

Vehicle Info										
Print	ID	Name	Service Date	VIN	Vehicle ID	Year	Make	Model		
<a href="#">Print</a>	87015	TMNA Headquarters	8/28/2019 4:16:00 PM	WZ1DB4C02LW022938		2019	UNKNOWN	UNKNOWN		
<a href="#">Print</a>	87015	TMNA Headquarters	8/28/2019 1:32:00 PM	WZ1DB4C02LW022938		2019	UNKNOWN	UNKNOWN		

# BMIS – Exports

## ■ To export data:

- Data can be exported from BMIS by clicking the “Export” icon
- The export will be a .CSV file and you have the option to go back as far as when the tools first reported, or a smaller date range can be applied

The screenshot shows the 'Tool History' page in the BMIS system. The page header includes the MIDTRONICS logo, navigation breadcrumbs (Home > Program Maintenance > Tool History), the TOYOTA logo, and a FILTER dropdown. Below the header, a breadcrumb trail shows the current view: [87015] TMNA Headquarters > 06/02/2019 - 07/02/2019 > All Tool Types > All Test Types > All Make > All Model > All Years > All Test Results > All Serial Numbers > All Vehicle Status.

The main content area is titled 'Tool History' and shows 'Total Records: 66'. At the top right of the table area, there are two buttons: 'Export' (with a download icon) and 'Email' (with an envelope icon). The 'Export' button is circled in red in the image.

UNKNOWN	Print	ID	Name	Service Date	VIN	Vehicle ID	Year	Make	Model	Battery S/N
	<a href="#">Print</a>	87015	TMNA Headquarters	7/2/2019 1:46:00 PM	JTHBA1D22J5080461		2018	Lexus	IS 300	
	<a href="#">Print</a>	87015	TMNA Headquarters	7/2/2019 12:12:00 PM	3MYDLBYV6JY320744	428346	2018	Toyota	Yaris iA	
	<a href="#">Print</a>	87015	TMNA Headquarters	7/2/2019 11:27:00 AM	JTDKARFU0H3050590	420653	2017	Toyota	Prius	
	<a href="#">Print</a>	87015	TMNA Headquarters	7/2/2019 10:29:00 AM	5TDKRFH0GS156678	400866	2016	Toyota	Highlander	
	<a href="#">Print</a>	87015	TMNA Headquarters	7/2/2019 9:30:00 AM	5TFAZ3CNXJX060892		2018	Toyota	Tacoma	
	<a href="#">Print</a>	87015	TMNA Headquarters	7/2/2019 8:17:00 AM	5TFDY5F16JX704350		2018	Toyota	Tundra	
	<a href="#">Print</a>	87015	TMNA Headquarters	7/2/2019 8:16:00 AM	5TFSZ5AN0HX099136	421059	2017	Toyota	Tacoma	
	<a href="#">Print</a>	87015	TMNA Headquarters	7/2/2019 8:09:00 AM	5TDDZRFH3HS365340	420507	2017	Toyota	Highlander	
	<a href="#">Print</a>	87015	TMNA Headquarters	7/1/2019 2:47:00 PM	5TDYZRFH7JS268990		2018	Toyota	Highlander	
	<a href="#">Print</a>	87015	TMNA Headquarters	7/1/2019 2:45:00 PM	5TDYKRFH8GS157866	400866	2016	Toyota	Highlander	
	<a href="#">Print</a>	87015	TMNA Headquarters	7/1/2019 1:38:00 PM	3MYDLBZV5GY140839	405347	2016	Scion	iA	
	<a href="#">Print</a>	87015	TMNA Headquarters	7/1/2019 1:01:00 PM	5TDJZRFH1KSS82248		2019	Toyota	Highlander	
	<a href="#">Print</a>	87015	TMNA Headquarters	7/1/2019 12:20:00 PM	YRESW1TUP7UTRS...			UNKNOWN	UNKNOWN	
	<a href="#">Print</a>	87015	TMNA Headquarters	7/1/2019 11:59:00 AM	WZ1DB4C0XLW013839		2020	UNKNOWN	UNKNOWN	
	<a href="#">Print</a>	87015	TMNA Headquarters	7/1/2019 11:58:00 AM	WZ1DB4C0XLW013839		2020	UNKNOWN	UNKNOWN	

At the bottom of the page, there is a pagination control showing '1 - 15 of 66 items' and a page number '1' highlighted in a blue circle.

# BMIS – Exports

## ■ Analyzing the export data:

- Once the exported file is in Excel, to view multiple tests with the same VIN, you can filter by the service date first. Then highlight the column with the VIN. Go to the search bar and enter conditional formatting. Select Highlight Cell Rules, and then Highlight Duplicate Values. This will allow you to see all the duplicated VIN's without eliminating the data from the spreadsheet.
- Please note, “Test Type” is the function (Battery Tests, Power Supply, Charging, etc.) that was used on the VIN.

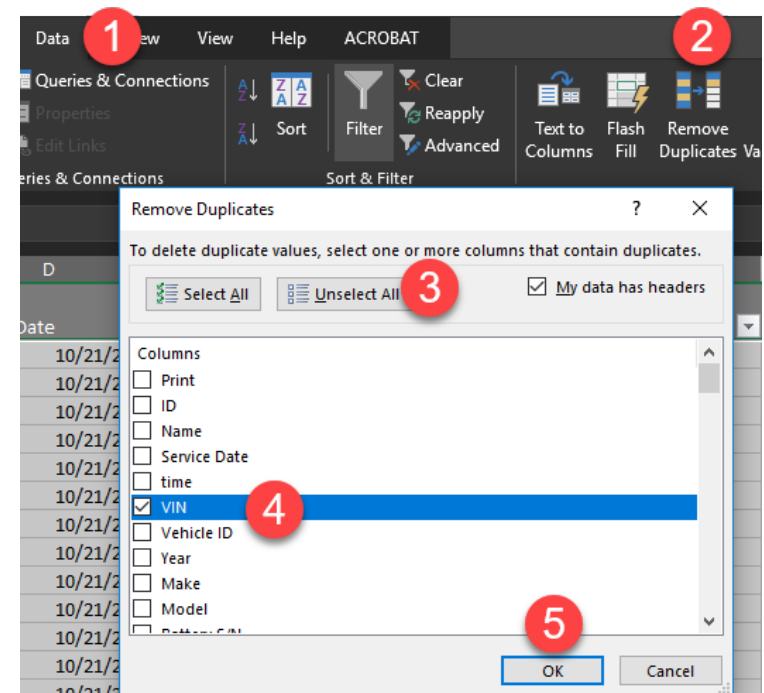
Service Date	VIN	Year	Make	Model	Battery Decision	RC Decision	DCA Decision	Battery Defect Result	Test Type
10/1/2019 5:36:00 PM	5TFUW5F13HX655978	2017	Toyota	Tundra	REPLACE BATTERY	OK	N/A	NO DEFECT	Battery Test Function
10/1/2019 5:13:00 PM	JTDKARFP4H3012919	2017	Toyota	Prius Plug-In	NO DECISION	NO TEST DECISION	TEST NOT PERFORMED	NO DEFECT	Power Supply
10/1/2019 5:13:00 PM	JTDKN3DU3A1000210	2010	Toyota	Prius	NO DECISION	NO TEST DECISION	TEST NOT PERFORMED	NO DEFECT	Power Supply
10/1/2019 3:40:00 PM	WZ1DB4C0XLW013839	2020	UNKNOWN	UNKNOWN	NO DECISION	NO TEST DECISION	TEST NOT PERFORMED	NO DEFECT	Power Supply
10/1/2019 2:41:00 PM	643EEE3TFFTR34GG	1985	UNKNOWN	UNKNOWN	NO DECISION	NO TEST DECISION	TEST NOT PERFORMED	NO DEFECT	Power Supply
10/1/2019 2:38:00 PM	RTY6643EEDFYG5438	1983	UNKNOWN	UNKNOWN	NO DECISION	NO TEST DECISION	TEST NOT PERFORMED	NO DEFECT	Power Supply
10/1/2019 2:06:00 PM	WZ1DB4C07LW020599	2020	UNKNOWN	UNKNOWN	NO DECISION	NO TEST DECISION	TEST NOT PERFORMED	NO DEFECT	Power Supply
10/1/2019 2:03:00 PM	JTDKN3DU3A1000210	2010	Toyota	Prius	NO DECISION	NO TEST DECISION	TEST NOT PERFORMED	NO DEFECT	Power Supply
10/1/2019 12:30:00 PM	WZ1DB4108LW023787	2019	UNKNOWN	UNKNOWN	NO DECISION	NO TEST DECISION	TEST NOT PERFORMED	NO DEFECT	Power Supply
10/1/2019 11:39:00 AM	WZ1DB4C07LW020599	2020	UNKNOWN	UNKNOWN	REPLACE BATTERY	NO TEST DECISION	N/A	NO DEFECT	Battery Test Function
10/1/2019 11:38:00 AM	7WW020599		UNKNOWN	UNKNOWN	REPLACE BATTERY	NO TEST DECISION	N/A	NO DEFECT	Battery Test Function
10/1/2019 11:36:00 AM	WZ1DB4C07LW020599	2020	UNKNOWN	UNKNOWN	NO DECISION	NO TEST DECISION	TEST NOT PERFORMED	NO DEFECT	Power Supply
10/1/2019 11:01:00 AM	WZ1DB4C08LW023365	2020	UNKNOWN	UNKNOWN	NO DECISION	NO TEST DECISION	TEST NOT PERFORMED	NO DEFECT	Power Supply
10/1/2019 10:43:00 AM	4T1B11HXJU569350	2018	Toyota	Camry	BadCell-Replace	NO TEST DECISION	TEST NOT PERFORMED	NO DEFECT	Battery Test Function
10/1/2019 10:26:00 AM	3RAETFY5433222322		UNKNOWN	UNKNOWN	NO DECISION	NO TEST DECISION	TEST NOT PERFORMED	NO DEFECT	Power Supply
10/1/2019 10:06:00 AM	MR2B29F34H1087232	2017	UNKNOWN	UNKNOWN	GOOD RECHARGE	NO TEST DECISION	N/A	NO DEFECT	Diagnostic Charge
10/1/2019 10:05:00 AM	2EG654FDSRY533111		UNKNOWN	UNKNOWN	CHARGE & RETEST	OK	N/A	NO DEFECT	Diagnostic Charge
10/1/2019 9:54:00 AM	4DEFYGFER84321888		UNKNOWN	UNKNOWN	NO DECISION	NO TEST DECISION	TEST NOT PERFORMED	NO DEFECT	Power Supply
10/1/2019 9:54:00 AM	4DEFYGFER84321888		UNKNOWN	UNKNOWN	NO DECISION	NO TEST DECISION	TEST NOT PERFORMED	NO DEFECT	Power Supply

## BMIS – Exports

### ■ Analyzing the export data:

- Once the exported file is in Excel, to view unique VIN by battery test count use the following steps:
- Apply filter for the specific date range you would like to see
- Apply filter to remove: “Boost Charge”, “Manual Charge” and “Power Supply”
- \*Remove Duplicate VINs:
  - Click “Data” tab on the Ribbon
  - Click “Remove Duplicates”
  - Click “Unselect All”
  - Select “VIN”
  - Click “OK”

**\*This will delete the duplicate VINs from the file**



## *BMIS – Filtering*

### **\*\*\*IMPORTANT NOTE\*\*\***

- **When you select a particular filter within BMIS for your data, that filter will stay saved on your criteria selected, until it is revised. This filter criteria will also stay applied upon subsequent logins to BMIS, until it is changed.**
  - Example: Filtering dates to see two weeks of data, 9/1-9/14 and looking at it on 9/14. If you go in to view data on 9/21, the date range is still set to 9/1-9/14.

## BMIS – Resetting Filters

- To reset and clear all the filters, select the “reset” icon
- Before you can see more test data, please make sure you re-select your criteria ahead of selecting apply

The screenshot shows the 'Select Filter' dialog box in the BMIS application. The interface includes a header with the Midtronics logo and a Toyota logo. The filter selection area contains several dropdown menus and date pickers. The 'RESET' button is highlighted with a red circle.

Location *	Date Range	Start Date	End Date	Tool Type	Test Type	Make	Model	Year	Test Results
[87015] TMNA Head...	Last 30 days	08/27/2019	09/26/2019	All Tool Types, CPX-	All Test Types	All Make	All Model	All Year	All Test Results
Enter VIN	Serial Number	Vehicle Status							
	All Serial Numbers	All Vehicle Status							

\* Please select one location and then click apply

RESET APPLY

## ***BMIS – Dealer Benefits***

- **By leveraging the BMIS platform, it offers the following potential benefits:**
  - Collects battery service records electronically and online
  - Email test results directly to customers or service advisors
  - Access warranty codes in case of missing test slips
  - Identify issues with tool communication or updates
  - Export battery test/charge records
  - Perform analysis of raw data to identify trends in battery testing performance, ensure every vehicle is being tested

**All of these tools are intended to make the battery management process easier**

## ***BMIS – Dealer Benefits***

- **By leveraging the BMIS platform, it offers the following potential benefits:**
  - Collects battery service records electronically and online
  - Email test results directly to customers or service advisors
  - Access warranty codes in case of missing test slips
  - Identify issues with tool communication or updates
  - Export battery test/charge records
  - Perform analysis of raw data to identify trends in battery testing performance, ensure every vehicle is being tested

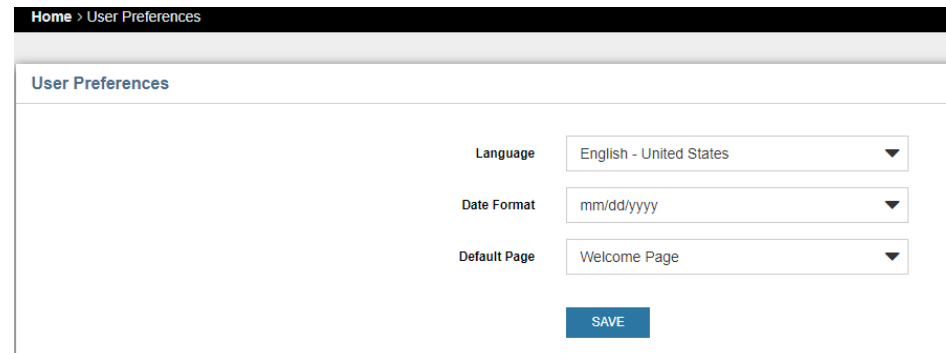
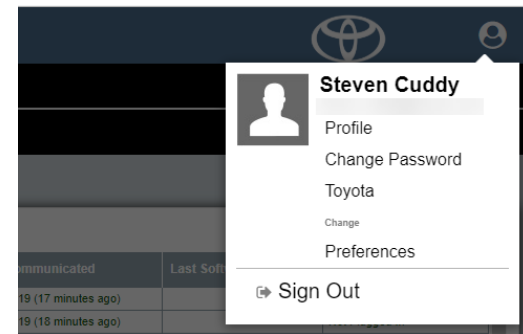
**All of these tools are intended to make the battery management process easier**

# User Preferences



User preferences allows you to change the following settings:

- Language
- Date Format
- Default Page



## *BMIS Support*

**For technical support issues related to BMIS,  
please contact the Midtronics support team at:**

- 1 (866) 592-8052

or

- [customerhelp@Midtronics.com](mailto:customerhelp@Midtronics.com)